

6M BAR

- 1 x Structure, 1 x Packing Bag, 1 x Protection Ground Sheet, 2 x zip-in access doors, 1 x zip-in inflatable door panel, 1 connection rain flap, 1 x 1.1kW fan.

STRUCTURE

- Packed Size:**
- 1000mm x 800mm x 800mm (est.)
 - 350kg (est.)
- Inflated Size:**
- External - L6.5 x W6m x H5.6m
 - Internal - L5m x W5m x H5m

* All internal fixtures must be 600mm clear of the inner surface of the structure.

Internal Floor Area:

- 25m²
- 7m x 7m plus

Fabrics:

- PVC FR treated

Colours:

- White

POWER:

- high volume pumps, 1.8 KW

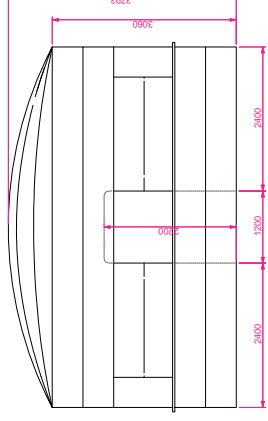

Pumps:

- 3kVA

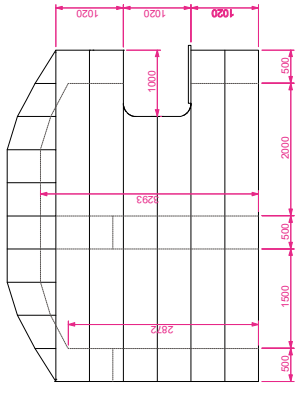
INSTALLATION & DERIG:

- Crew:**
- 2 persons (min)
- Set Up Time:**
- From 1.5 hours
- Inflation Time:**
- 20 mins for structure when fixed
- Derig Time:**
- From 1.5 hours

Reservations: Information is correct at time of publication. Evolution Dome Ltd accept no responsibility for variations in dimensions or weights. Evolution Dome Ltd reserve the right to alter any dimensions or weights at any time without prior notice.



FRONT ELEVATION



SIDE ELEVATION

12M BAR

- 1 x Structure, 1 x Packing Bag, 1 x Protection Ground Sheet, 2 x zip-in access doors, 1x zip-in inflatable door panel, 1 connection rain flap, 1 x 1.1KW fan.

STRUCTURE

- Packed Size:**
- 1500mm x 1000mm x 800mm (est.)
- Packed Weight:**
- 700kg (est.)
- Inflated Size:**
- External - L12x W5m x H5.6m
 - Internal - L10.5m x W3.8m x H5m

* All internal fixtures must be 600mm clear of the inner surface of the structure.

Internal Floor Area:

- 6m x 13m plus
- PVC FR treated
- White

Plot Size Required:

- 40m²

Fabrics:

- 6m x 13m plus
- PVC FR treated
- White

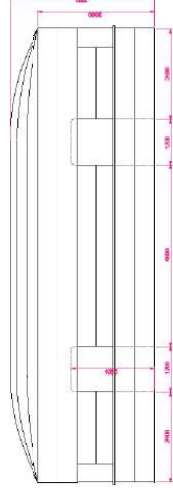


POWER

- 2 x high volume pumps, 1.8 KW
- 3KVA

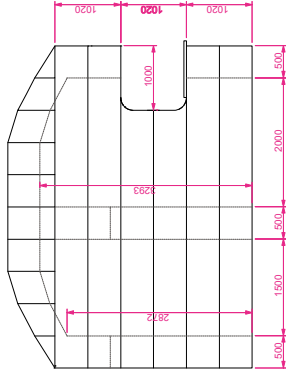
INSTALLATION & DERIG

- Crew:**
- 2 persons (min)
- Set Up Time:**
- From 2 hours
- Initiation Time:**
- 20 mins for structure when fixed
- Derig Time:**
- From 2 hours

Please Note: Information is correct at time of publication. Evolution Dome Ltd accept no responsibility for variations in dimensions or weights. Evolution Dome Ltd reserve the right to alter any dimensions or weights at any time without prior notice.



FRONT ELEVATION



SIDE ELEVATION